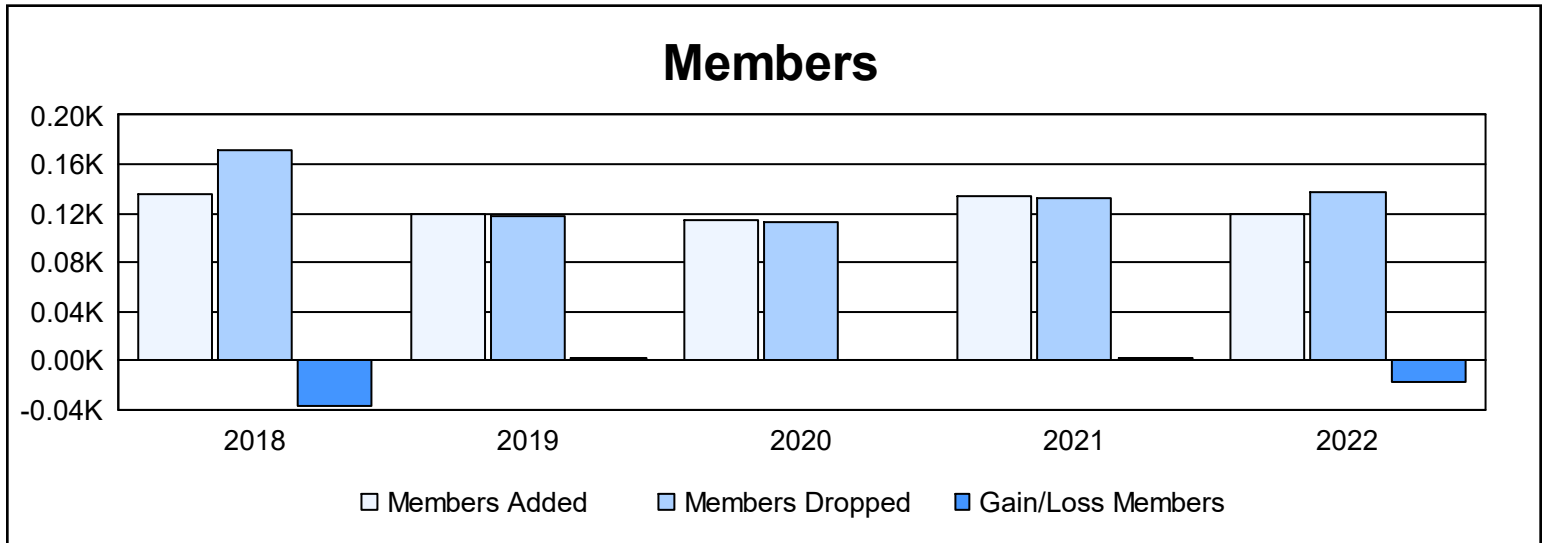
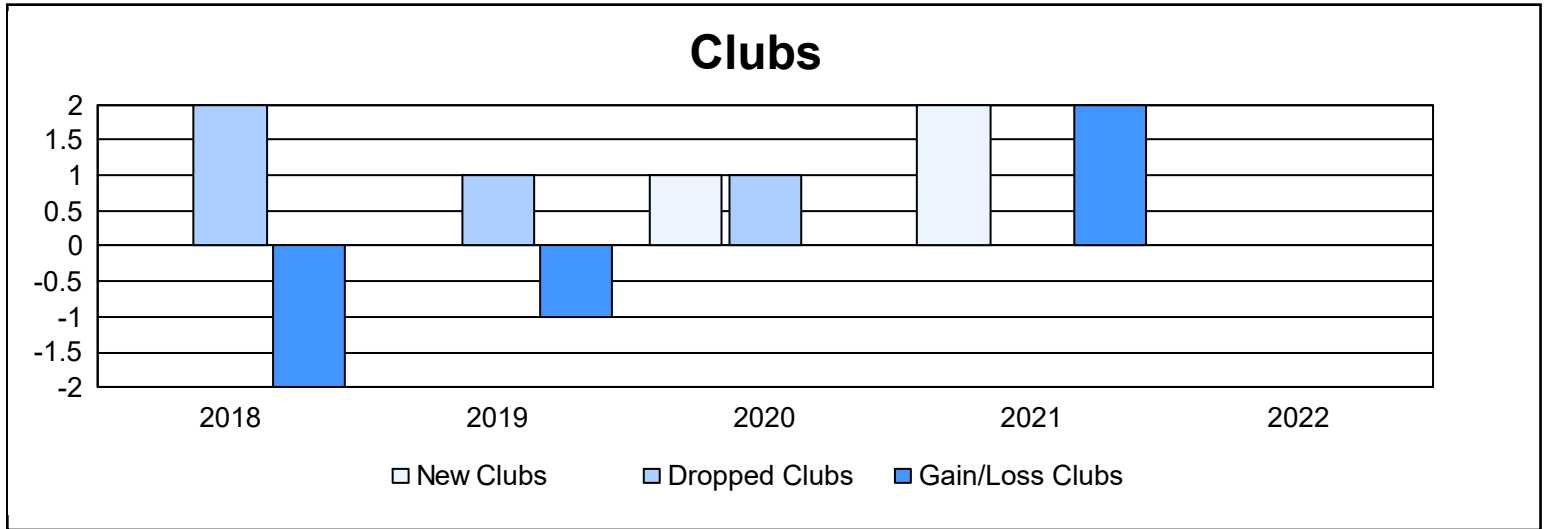
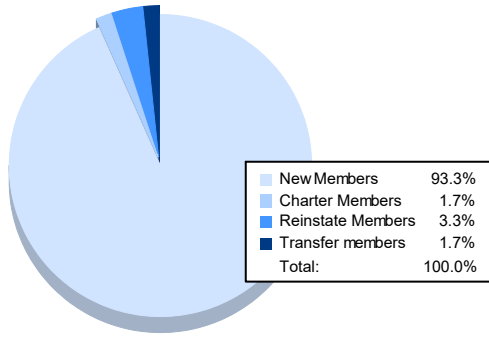


Year	New Clubs	Dropped Clubs	Gain/ Loss Clubs	New Members	Charter Members	Reinstate Members	Transfer Members	Total Member Added	Total Members Dropped	Gain/ Loss Members
2017-2018	0	2	-2	119	0	3	13	135	172	-37
2018-2019	0	1	-1	117	0	0	3	120	118	2
2019-2020	1	1	0	88	21	3	2	114	113	1
2020-2021	2	0	2	62	63	3	6	134	132	2
2021-2022	0	0	0	112	2	4	2	120	137	-17
<b>Average</b>	<b>1</b>	<b>1</b>	<b>0</b>	<b>100</b>	<b>17</b>	<b>3</b>	<b>5</b>	<b>125</b>	<b>134</b>	<b>-10</b>



### Membership Composition June 2022 Cumulative



### Gender Composition June 2022 Cumulative

